



## Summary Feedback

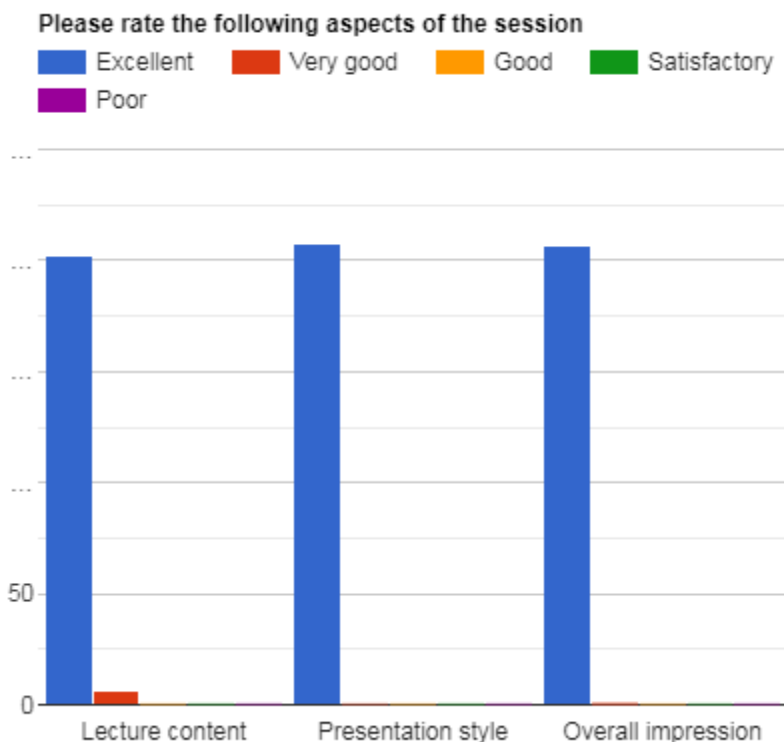
### ST1: Two Year Teaching Programme

#### Session 10.4 Head & Neck- 1.Pharynx 2.Neck 3.Larynx (8<sup>th</sup> September 2022)

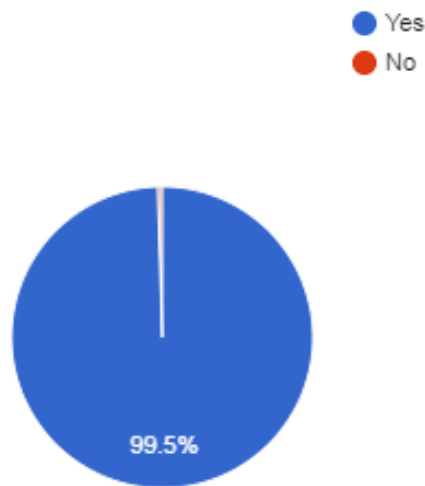
Delivered By:  
(Sami Khan)

#### Summary Points:

- ST1-ST4 teaching session 10.4: 3 hours teaching time
- Total Attendees: 511 from 35 Countries (Bahamas, Bahrain, Bangladesh, Canada, China, Dominica, Egypt, Ghana, Hong Kong, India, Indonesia, Iraq, Jordan, Kenya, Kuwait, Malaysia, Myanmar, Nepal, Nigeria, Oman, Pakistan, Poland, Qatar, Saudi Arabia, South Africa, Sri Lanka, Sudan, Switzerland, Turkey, UAE, UK, Ukraine, Yemen, Zambia, Zimbabwe).
- Total feedback received from 208 participants



Did you find it useful  
208 responses



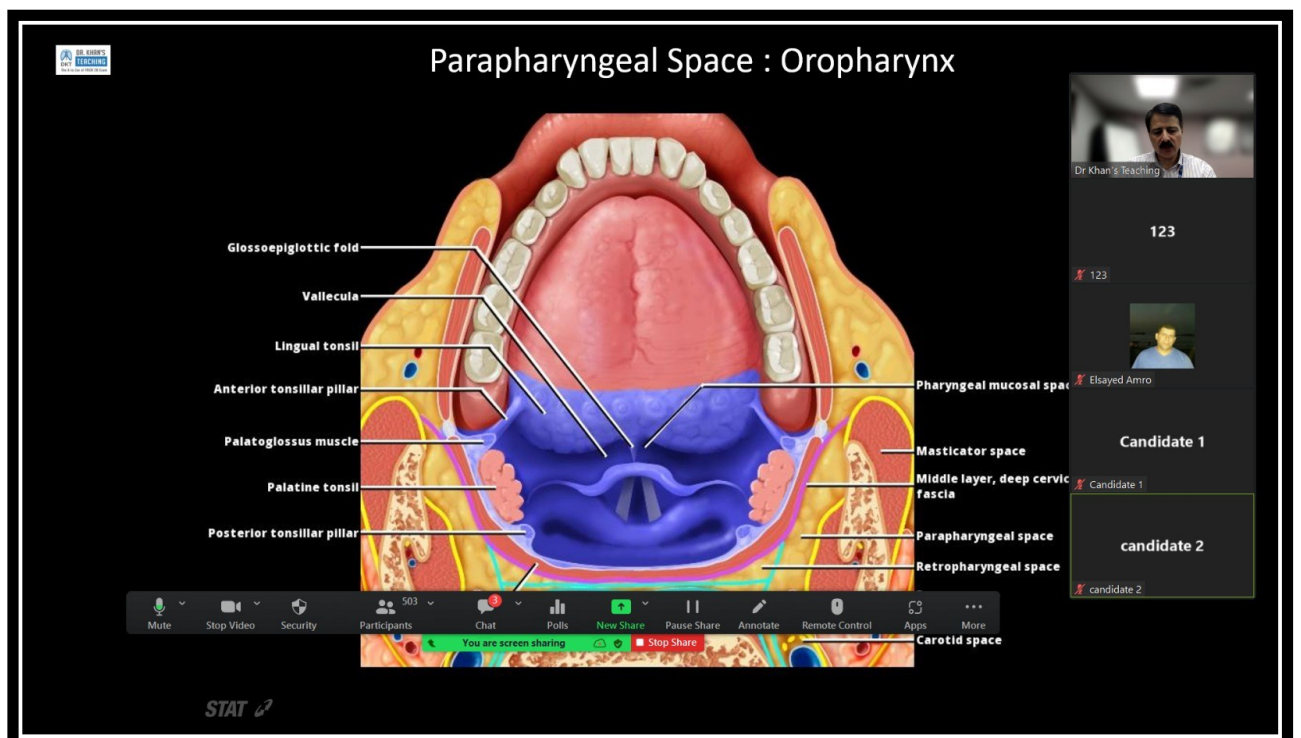
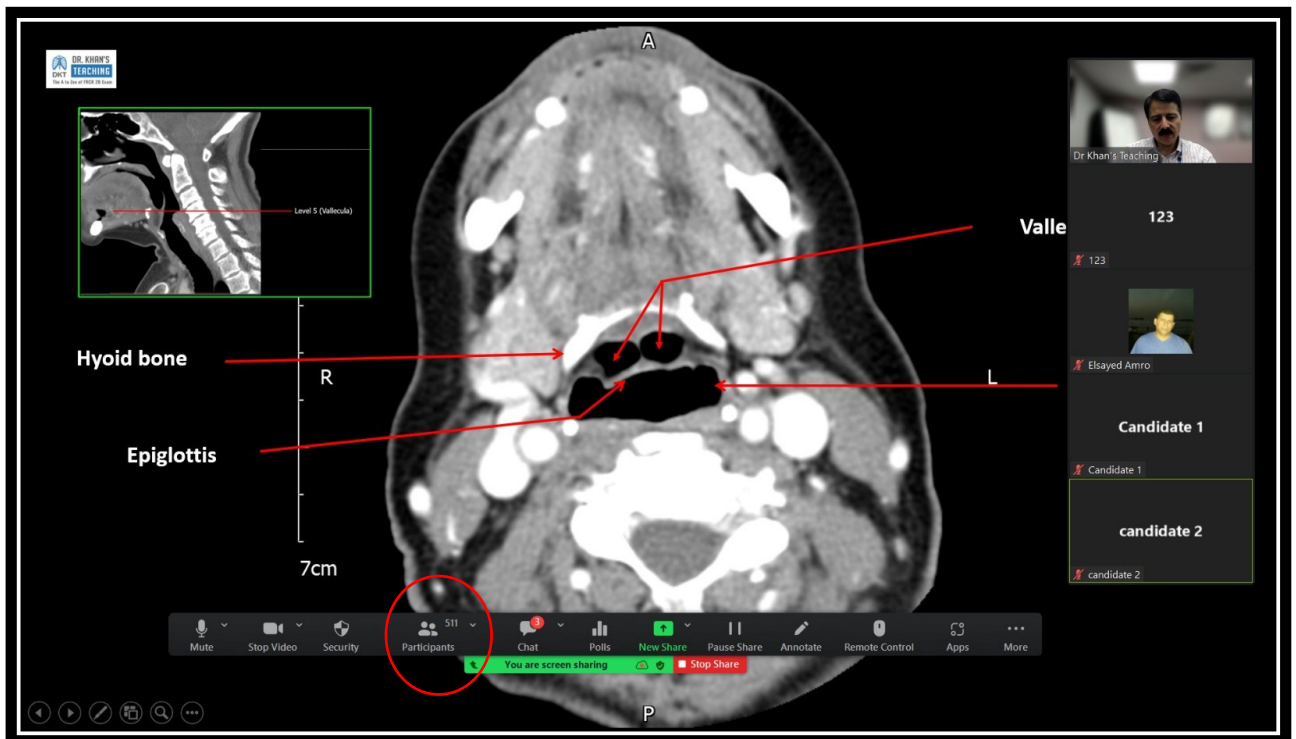
## Testimonials

- Sublime, 10/10. Much love and respect to Dr Khan, eagerly awaiting final instalment of H&N course. I really dread getting neck cases on call, but after Dr Khans step by step walk through of anatomy, I feel I can tackle almost anything! (UK).
- Absolutely superb explanations of very complex head and neck anatomy, explained in a very digestible and easy to understand format. Diagrams, CT axial slices, and DICOM cases were integrated throughout. Quiz at the end helped to consolidate knowledge. VIVA cases were few but were explained very thoroughly, and demonstrated key concepts like transglottic tumours and anatomical variants (UK).
- Spaces no one taught like you sir Sami (Pakistan).
- Exemplary teacher, Dr Khan! (UK).
- Excellent images, and explanations (UK).
- I liked the anatomy explained by Dr Sami in detail. Never had such a dedicated teacher in our life. Thank you sir (Pakistan).
- I liked the easy to remember tips for identifying regional anatomy (Pakistan).
- Most importantly the anatomy part is best. No one does this ... the way dr. Khan explains.... is so beautiful ! (Pakistan).
- Great lecture by Dr Khan. Thank you for your persistence and hard work. Truly appreciate (Malaysia).
- I wish Dr Khan will be willing to go over this two year plan again afresh. Some of us discovered this wonderful resources so late! (Nigeria).
- Beautifully explained! (UK).
- Excellent presentation (Pakistan).
- Great overview of a challenging area in radiology (Kenya).
- Very detailed and interesting lecture (Oman).
- Honesty wonderful session (Sudan).
- Amazing anatomy session (UK).
- Every part of the lecture was very informative (Nigeria).

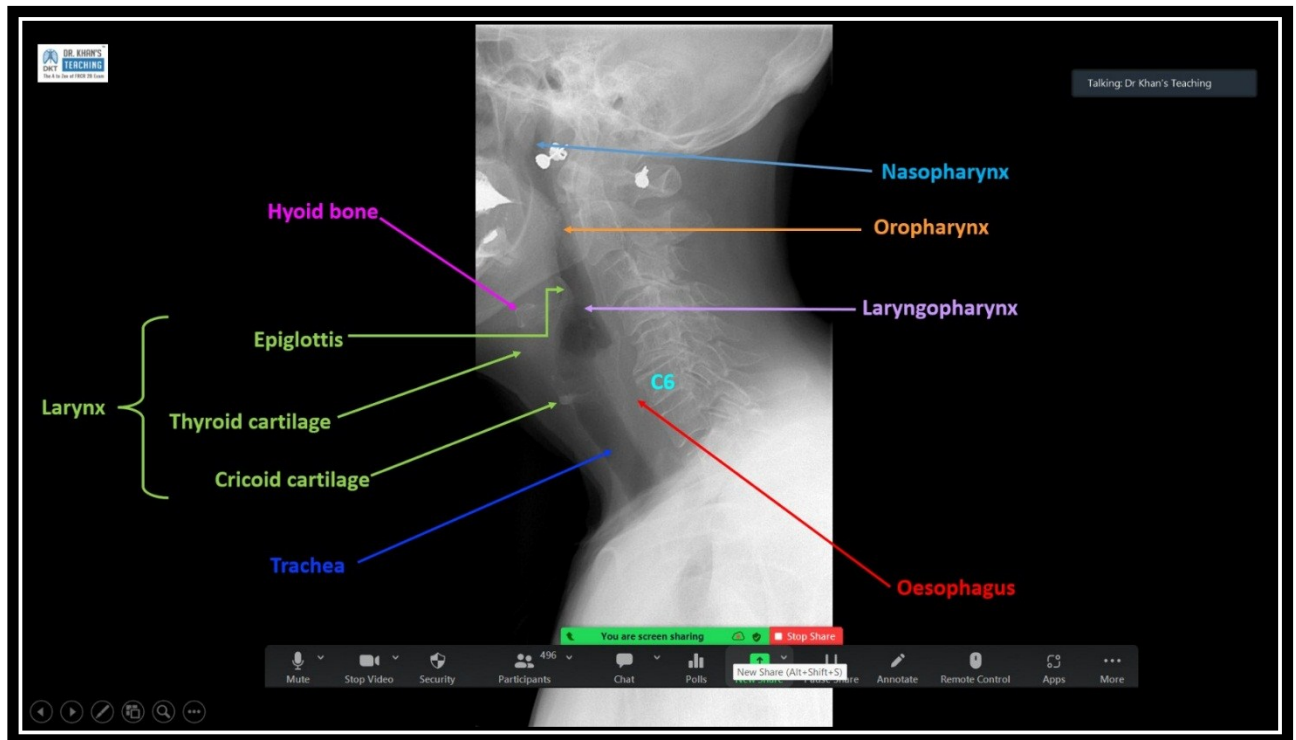
## Session 10.4 Head & Neck - 1.Pharynx 2.Neck 3. Larynx

- Well organized (UK).
- Basic clear-cut (Nepal).
- I liked the interaction between tutor and candidates (Kenya).
- The images and repetition. It helps make for better understanding (UK).
- Each and every word is useful (Pakistan).
- Dr Sami explains everything in great details (UAE).
- Superb teaching (Pakistan).
- I liked the images and the way of teaching (Pakistan).
- Extremely valuable (India).
- Everything is perfect (Pakistan).
- In my opinion you are excellent (Pakistan).
- Step by step learning (Pakistan).
- Just Very good (UAE).
- Simply Awesome. (Pakistan).
- Outstanding session (Pakistan).
- Very educative (Kenya).
- Excellent teaching method (UK).
- Perfect (South Africa).
- Very educative overall (Nigeria).
- Very nice lecture (Kenya).
- Great, as usual! (UK).
- Super excellent (Pakistan).
- Excellent work done by Sir Dr Sami Khan (Pakistan).
- Extremely useful lecture (Pakistan).
- Superb (Pakistan).
- Very helpful and informative (Pakistan).
- Improved my knowledge (Indonesia).
- Excellent as usual (Saudi Arabia).
- Best teacher Dr Khan. Excellent sessions (Pakistan).
- Woow (Egypt).
- Actually all aspect are helpful (Sudan).
- Nice session (Iraq).
- Thank you for help (Oman).
- Awesome (Turkey).
- Outstanding (Pakistan).
- Five stars (Myanmar).
- Anatomy I couldn't understand whole life you made us understand (From Chat).
- Thank you sir, this was totally worth missing the first half of Manchester United's game (From Chat).
- Understand it isn't easy been at work all day yet take it upon oneself to teach VIRTUAL students this with much commitment! (From Chat).
- Sir you have made the day (From Chat).
- Really valuable sir, many thanks indeed (From Chat).
- Amazing session, thanks a lot Dr Khan (From Chat).
- What an amazing session (From Chat).
- Thank you sir tireless effort indeed unparalleled (From Chat).
- Thank you very much. Amazing as always (From Chat).

Session 10.4 Head & Neck - 1.Pharynx 2.Neck 3. Larynx



Session 10.4 Head & Neck - 1.Pharynx 2.Neck 3. Larynx



=====XX=====XX=====